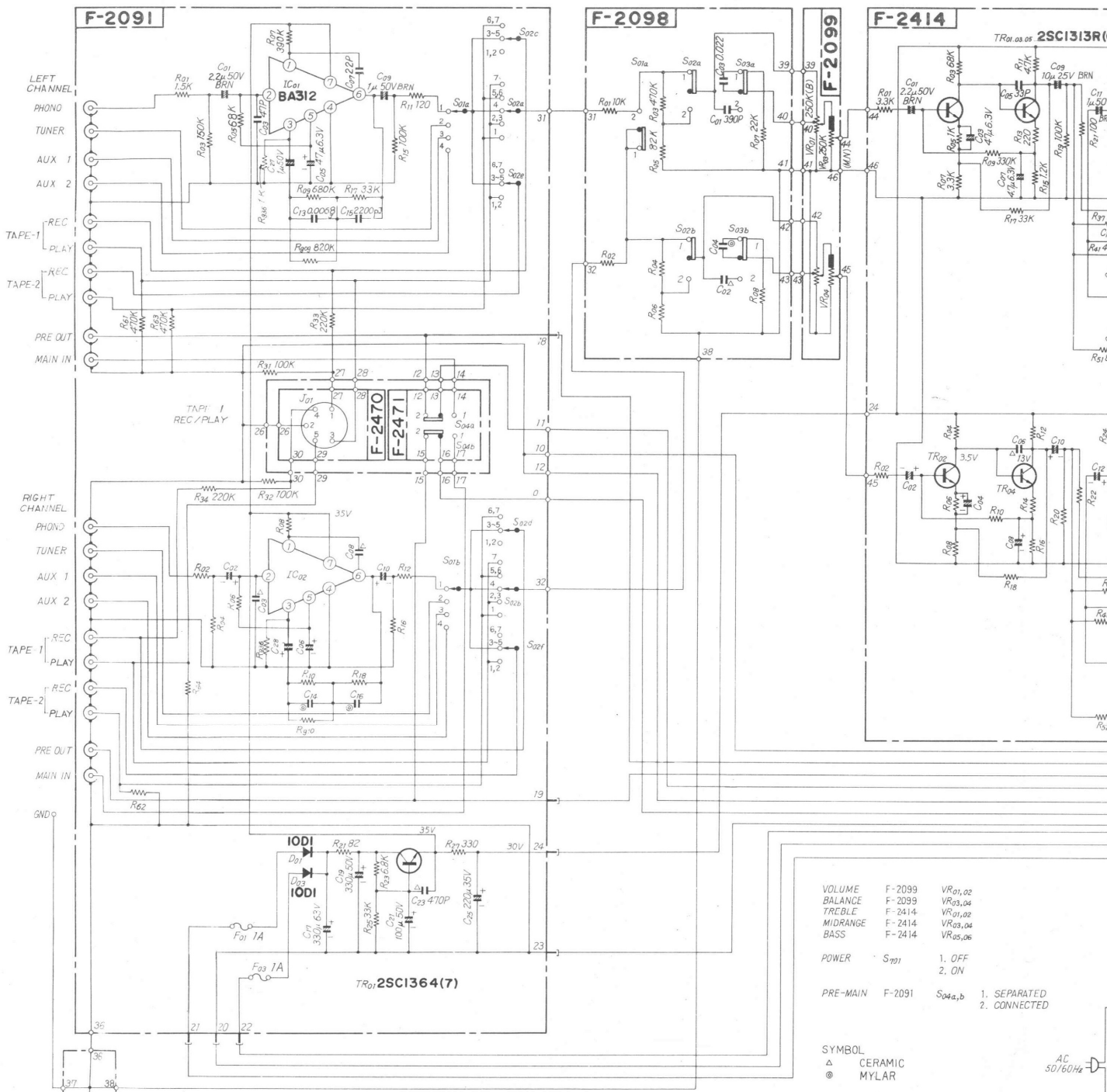


SANSUI AU-5500 SCHEMATIC DIAGRAM

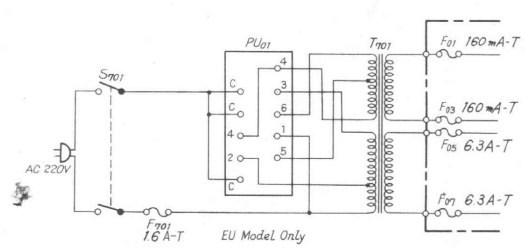


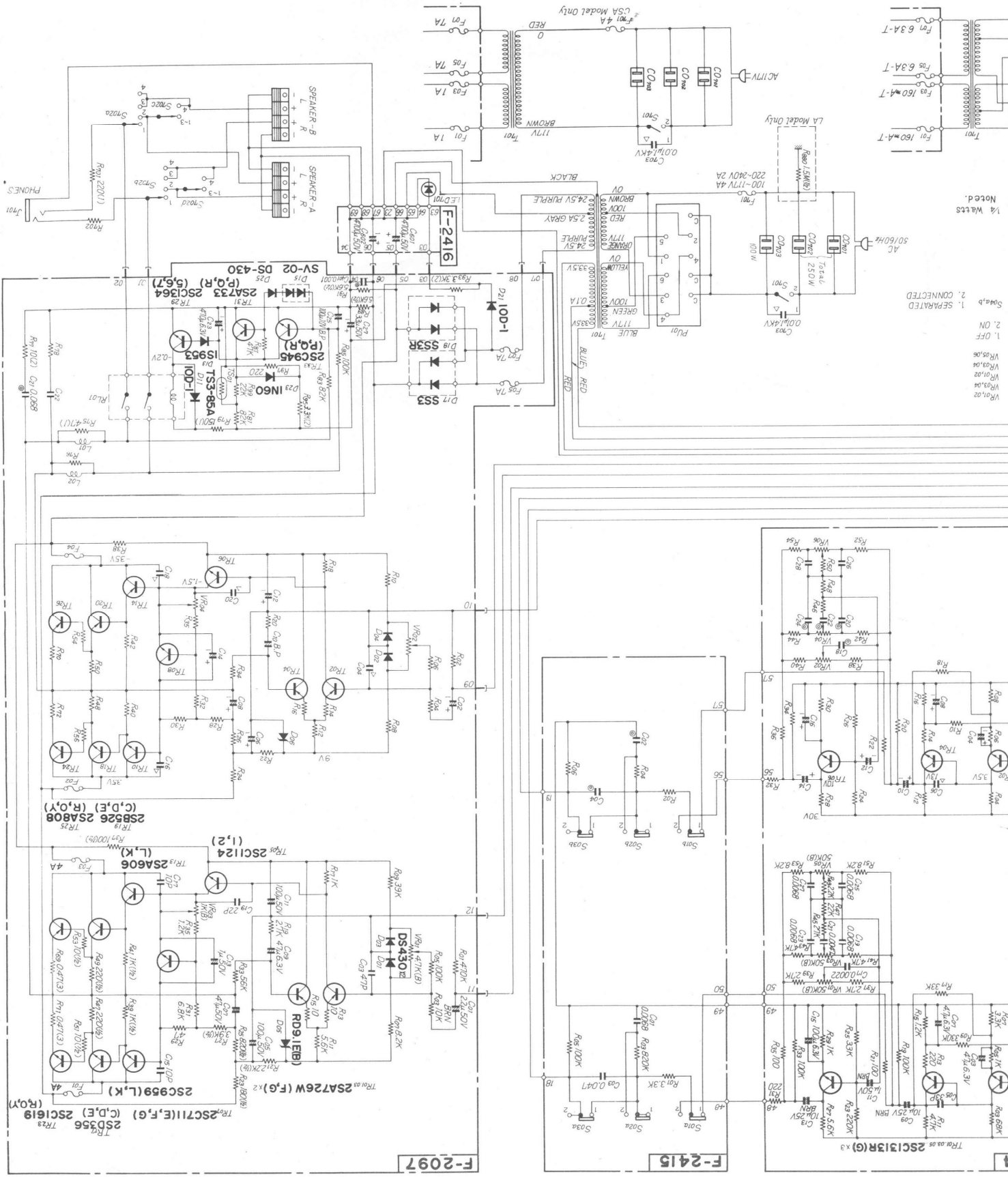
- | | | |
|----------|--------|-------------------------------------|
| VOLUME | F-2099 | VR01,02 |
| BALANCE | F-2099 | VR03,04 |
| TREBLE | F-2414 | VR05,06 |
| MIDRANGE | F-2414 | VR03,04 |
| BASS | F-2414 | VR05,06 |
| POWER | S001 | 1. OFF
2. ON |
| PRE-MAIN | F-2091 | S04a,b 1. SEPARATED
2. CONNECTED |

SYMBOL
 △ CERAMIC
 ⊙ MYLAR
 AC 50/60Hz

All Resistors 1/4 Watts
 Unless Otherwise Noted.

- | | | | |
|-----------|---------|--------|---|
| SELECTOR | F-2091 | S01a,b | 1. PHONO
2. TUNER
3. AUX-1
4. AUX-2 |
| TAPE PLAY | F-2091 | S02a-f | 1. COPY 1 → 2 DECK-2
2. COPY 1 → 2 DECK-1
3. DECK-1
4. SOURCE
5. DECK-2
6. COPY 2 → 1 DECK-2
7. COPY 2 → 1 DECK-1 |
| SPEAKERS | S002a-d | | 1. OFF
2. A
3. B
4. A+B |
| MODE | F-2098 | S01a | 1. STEREO
2. MONO |
| MUTING | F-2098 | S02a,b | 1. OUT
2. -20dB |
| LOUDNESS | F-2098 | S03a,b | 1. OUT
2. IN |
| FILTER | F-2415 | S02a,b | 1. OUT
2. IN |
| FILTER | F-2415 | S03a,b | 1. OUT
2. IN |
| TONE | F-2415 | S01a,b | 1. DEFEAT
2. IN |





Notes:
 1. OFF
 2. ON
 3. CONNECTED
 4. SEPARATED
 5. WATTS

* Design and specifications subject to change without notice for improvements.